

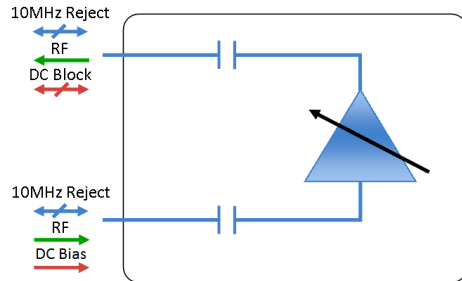


Model Number:
ODU-3011

RF Components

IP65 ODU Variable Gain Amplifier

850-2150MHz



- 0 to 30dB gain settable in 1dB steps
- Built in regulator
- Requires 8-24V on RF Cable
- All ports 10MHz and DC blocked

Available with RF connector options:


- 50 Ω SMA
- 50 Ω N-type
- 75 Ω F-type

8-24V
Inline DC powering

Compact
Housed in rugged compact IP65 enclosure*

Flexible Mounting
Tapped screw & through hole mounting options

850-2150 MHz
Operating frequency range.



RF Parameters		
ODU-3011	N5N5	F7F7
Frequency Range	850 - 2150 MHz	
RF Connectors	50Ω N-Type	75Ω F-Type
Gain* (dB)	0 - 30	0 - 30
Gain vs Freq. variation (dB)	Typ	± 0.8
	Max	± 1.2
Input Return Loss (dB)	Typ	20
	Min	14
Output Return Loss (dB)	Typ	20
	Min	14
Output P1dB GCP** (dB)	Typ	15
	Min	12
Output IP3 (dBm)	Typ	30
Noise Figure (dB)	Typ	9

* Gain accuracy up to ± 1.5 dB for 50 ohm & up to ± 3 dB for 75 ohm
** Gain Compression Point

Broadcast



Marine Oil & Gas



SNG & VSAT



Satellite Teleport





Environmental		
Operating Temperature		-10° C to +65° C
Storage Temperature		-20° C to +85° C
Location		Indoor / Outdoor IP65* Use
Humidity	Max	85% non-condensing
Altitude	Max	10,000 feet

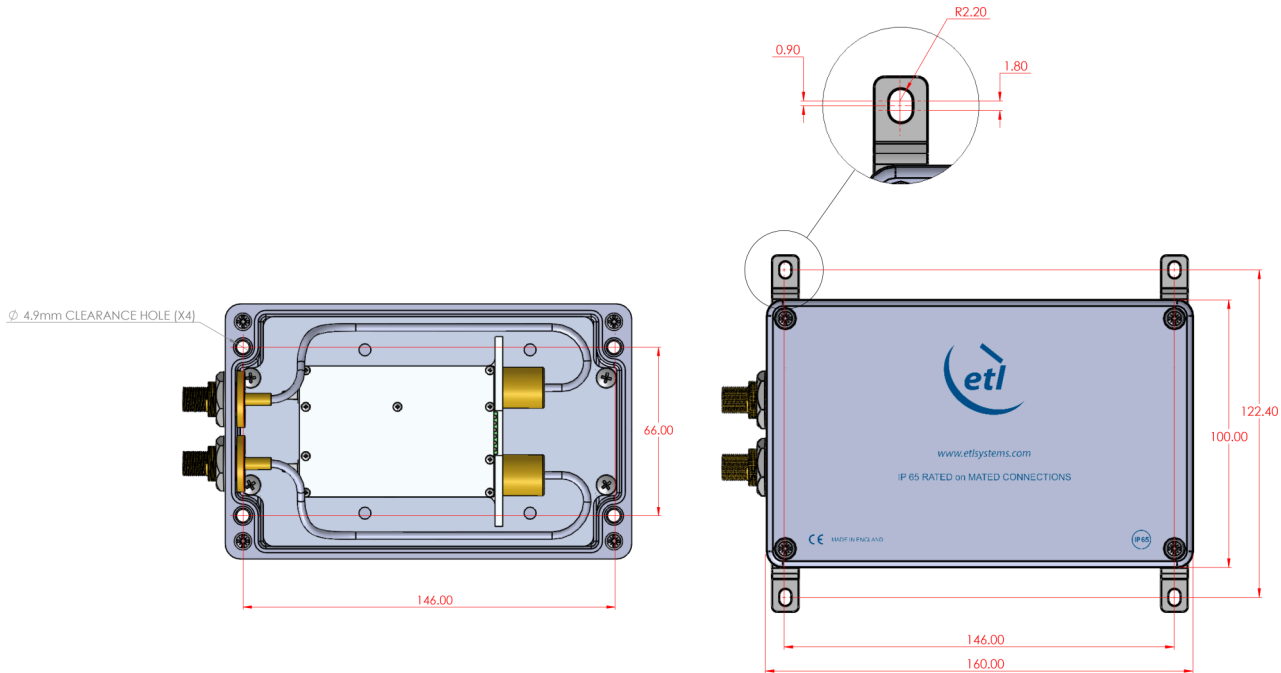
Max Operating Parameters	
Input RF Power	+24dBm (40mW)
DC Voltage	24V on any RF port
DC Current	500mA

*IP65 integrity is maintained by populating all ports with sufficiently rated connectors and that unused ports have IP65 terminators or dust caps when awaiting connection. Dust caps are not sold with this product.

! Operation beyond these limits may cause instantaneous and permanent damage.

Gain Setting							
Switch Settings	1	2	3	4	5	6	Notes
Attenuation	16	8	4	2	1	n/a	Attenuation settings when the selected switch is at ON state
DC Injection	n/a	n/a	n/a	n/a	n/a	0 for DC OFF 1 for DC ON	Options A-VGAL1-3015 only
Max Gain	1	1	1	1	1	n/a	Max gain (0dB attenuation setting)
Min Gain	0	0	0	0	0	n/a	Min gain (31dB attenuation setting)

Physical Dimensions (mm)



Note: The specification is subject to regular reviews and will be updated from time to time as part of our continuing product development and improved specification accuracy.